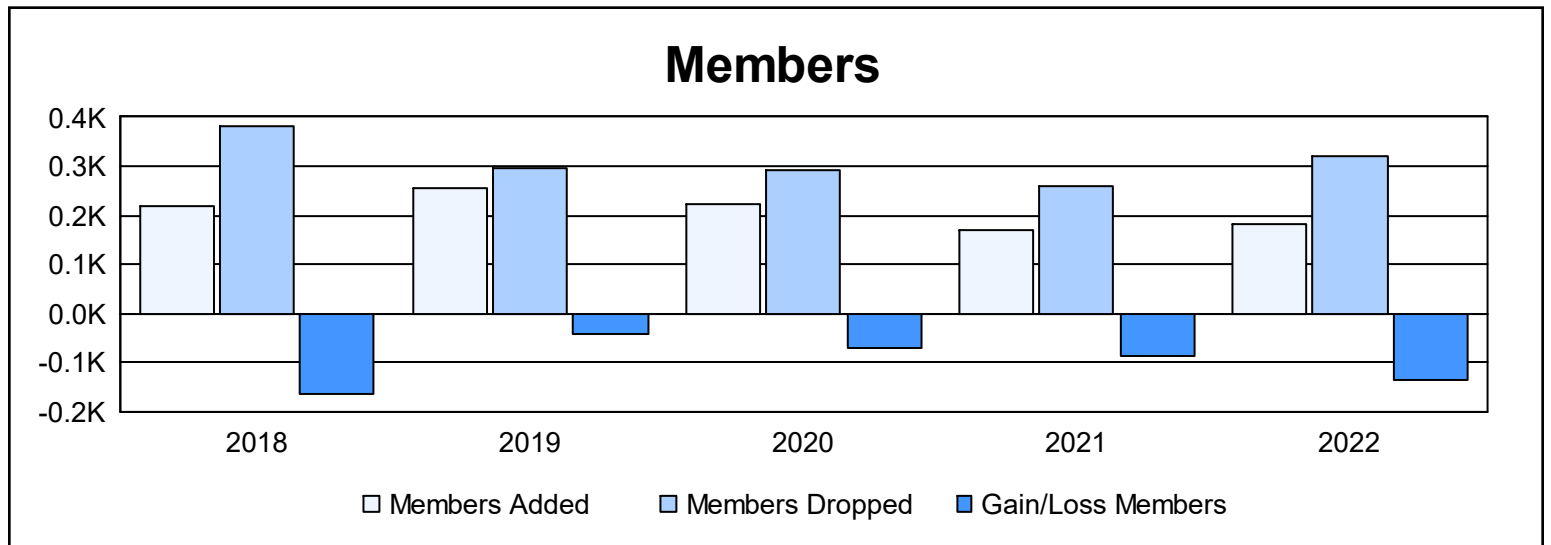
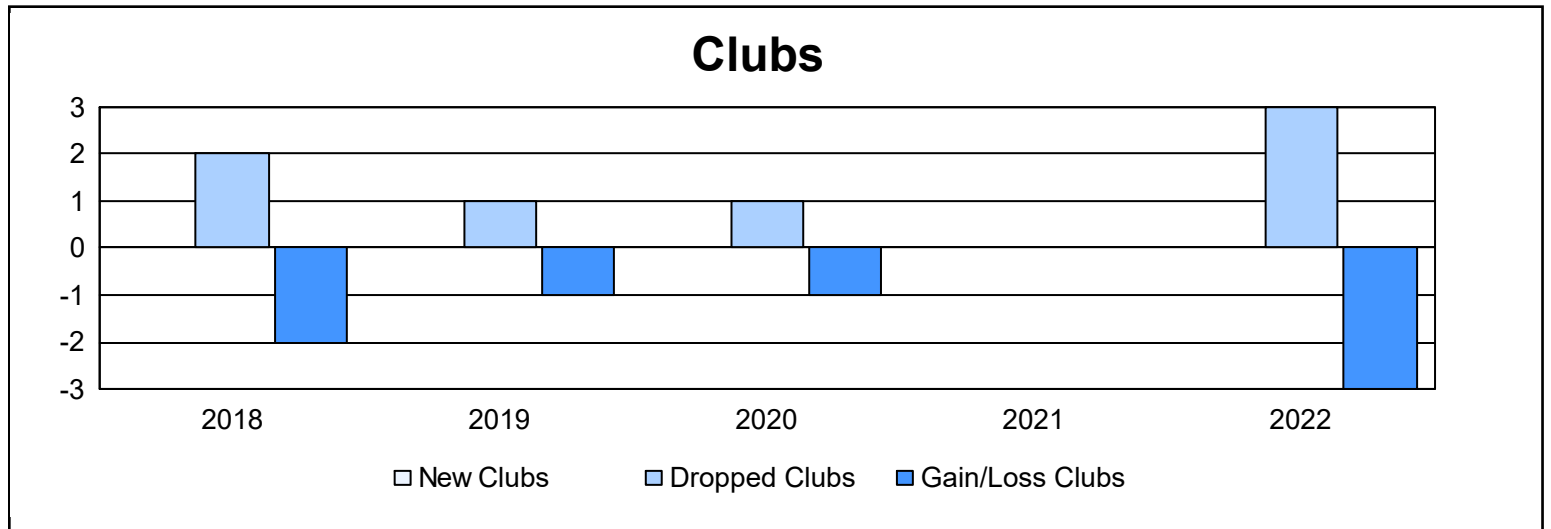
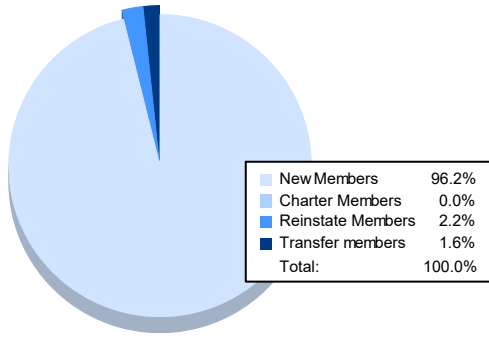


Year	New Clubs	Dropped Clubs	Gain/ Loss Clubs	New Members	Charter Members	Reinstate Members	Transfer Members	Total Member Added	Total Members Dropped	Gain/ Loss Members
2017-2018	0	2	-2	193	0	7	17	217	380	-163
2018-2019	0	1	-1	243	0	1	11	255	296	-41
2019-2020	0	1	-1	215	0	2	4	221	291	-70
2020-2021	0	0	0	162	0	4	5	171	258	-87
2021-2022	0	3	-3	176	0	4	3	183	319	-136
<b>Average</b>	<b>0</b>	<b>1</b>	<b>-1</b>	<b>198</b>	<b>0</b>	<b>4</b>	<b>8</b>	<b>209</b>	<b>309</b>	<b>-99</b>



### Membership Composition June 2022 Cumulative



### Gender Composition June 2022 Cumulative

